

TECHNICAL INFORMATION

for

THE STRAND THEATRE OF LOUISIANA



“The Official State Theatre of Louisiana”

Est. 1925

Celebrating 100 years of Quality Entertainment!

**619 LOUISIANA AVENUE
SHREVEPORT, LA 71101**

318-226-1481

rev. 02.05.2026

TECHNICAL INFORMATION

The Strand Theatre



Table of Contents

STAFF DIRECTORY	2
HOUSE CAPACITIES	3
THEATRE DIMENSIONS / ORCHESTRA PIT	3
FIRST FLOOR PLAN - THEATRE	4
SECOND FLOOR PLAN - THEATRE	5
LOADING DOCK	6
FLY SYSTEM INFO	7
LINE SET SCHEDULE	8
ELECTRICAL AND LIGHTING	9
HOUSE LIGHT PLOT	10
CIRCUIT PLOT	11
AUDIO	12
MISCELLANEOUS EQUIPMENT	13
DRESSING ROOM PLAN - STAGE LEVEL	14
DRESSING ROOM PLAN - BASEMENT	15
PARKING MAP	16

TECHNICAL INFORMATION The Strand Theatre



STAFF DIRECTORY

Booking and Settlement

Brandy Bell - General Manager

brandy@thestrandtheatre.com

318-226-1481

Production and Technical

Alan Berry - Technical Director

alan@thestrandtheatre.com

318-233-1937

Box Office and Front of House

Charlie Roppolo - Patron Services

charlie@thestrandtheatre.com

318-226-1481

Marketing and Hospitality

Jaime Wessler - Director of Marketing

jaime@thestrandtheatre.com

318-226-1481

TECHNICAL INFORMATION

The Strand Theatre



HOUSE CAPACITIES

ORCHESTRA	824
LOWER BOXES	24
LOGE	124
MID BALCONY	294
UPPER BALCONY	250
UPPER BOXES	20
TOTAL	1536

THEATRE DIMENSIONS

PROSCENIUM WIDTH	43' 4"
PROSCENIUM HEIGHT	27' 0"
CURTAIN LINE TO REAR WALL	32' 6"
SL WALL TO SR WALL	77' 6"
SL WING	14' 0"
SR WING	19' 0"
BALCONY LIGHT SHELVES TO CURTAIN LINE	43' 8"
PROJECTION BOOTH TO CURTAIN LINE	112' 8"
FOH BOOTH TO CURTAIN LINE	89' 7"
PROJECTION BOOTH TO CURTAIN LINE	112' 8"
BALCONY FROM AUDITORIUM FLOOR	15' 0"

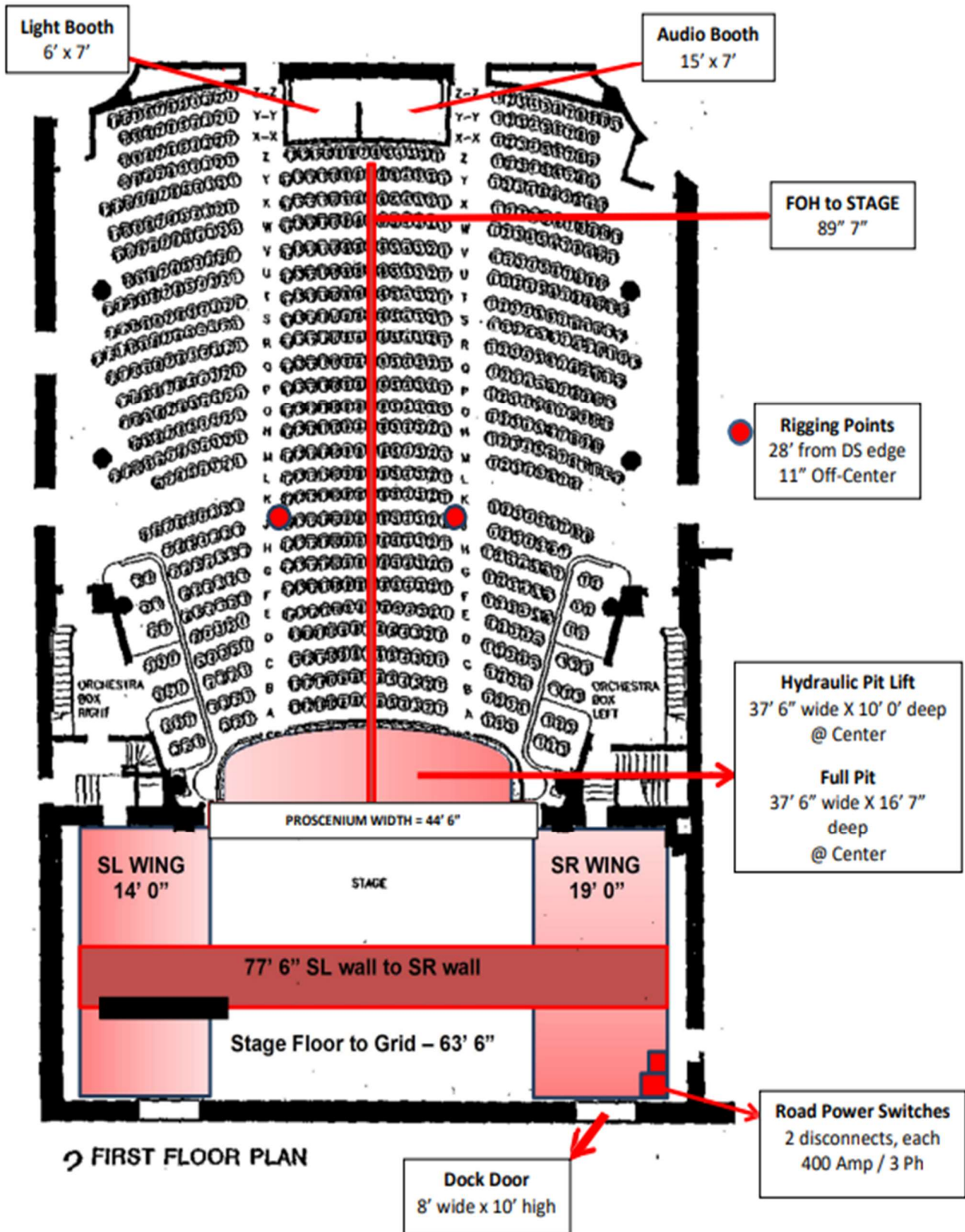
ORCHESTRA PIT (HYDRAULIC)

MOVING SECTION	37' 6" wide x 10' 0" deep (at center)
PIT DIMENSION WHEN DOWN	37' 6" wide x 16' 7" deep (at center)

ACCOMMODATES APPROXIMATELY FORTY (40) MUSICIANS.

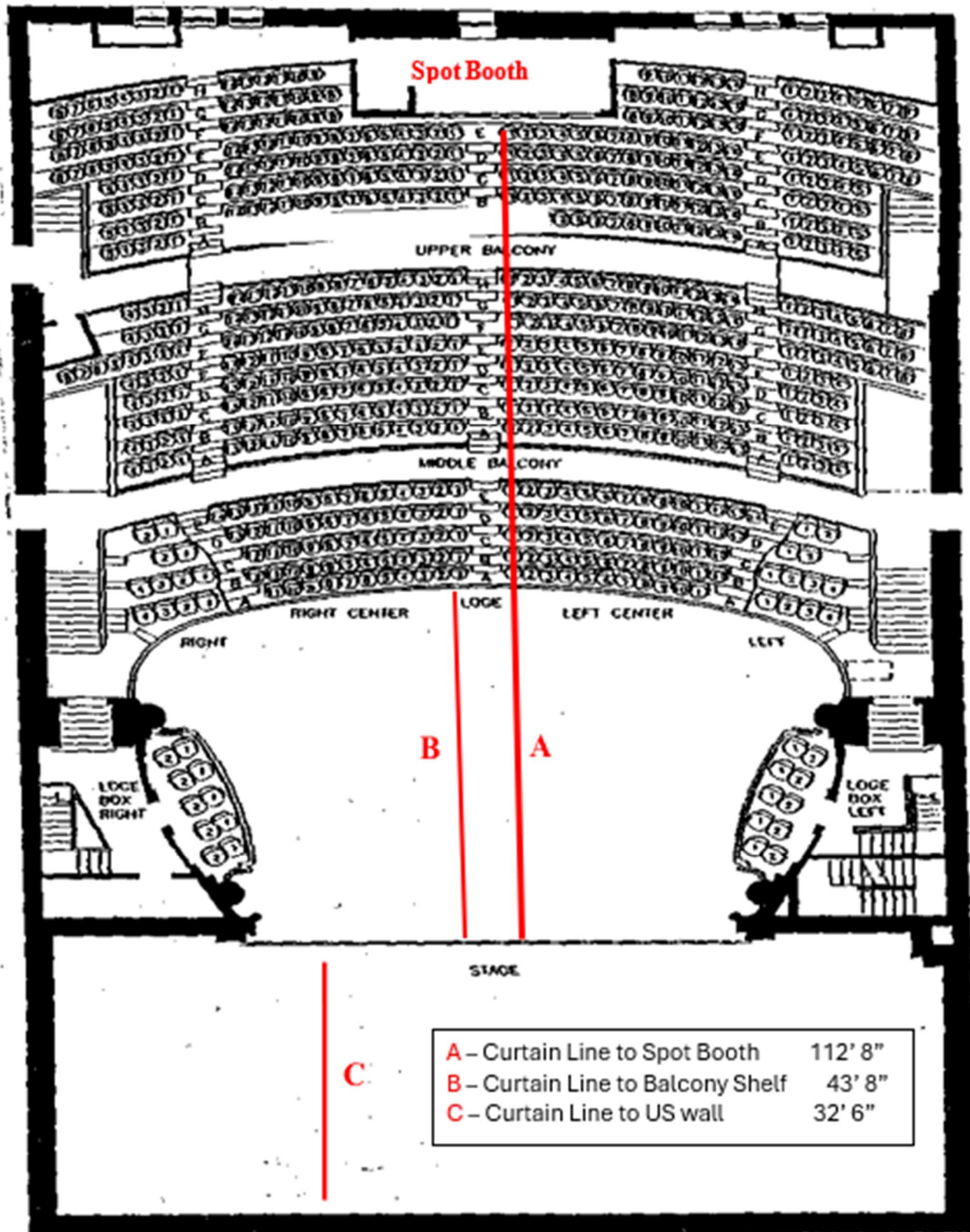
TECHNICAL INFORMATION

The Strand Theatre



TECHNICAL INFORMATION

The Strand Theatre



1 SECOND FLOOR PLAN

TECHNICAL INFORMATION

The Strand Theatre



LOADING DOCK

The Loading Door is in the alley behind theatre on the north side of the building. Trucks should access alley from Louisiana Ave. and get as tight to the back wall of the theatre as possible.

Platform and ramp lower into position once truck and trailer are in place. Door opens onto USR corner of stage.

Door dimensions	8' 0" W x 10' 0"H
Dock height from ground	3' 0"

Depending on trailer height, the use of an auxiliary truck ramp may be helpful.

Unloading to street on Louisiana Ave and then down alley to the ramp is an auxiliary option for multiple trailers. (See Parking Map, page 16)



TECHNICAL INFORMATION

The Strand Theatre



FLY SYSTEM (see Line Set schedule on next page)

SINGLE-PURCHASE - - operates from STAGE LEFT

LINE-SETS	35
ARBOR CAPACITY	1,240 lbs.
BATTEN LENGTH	52' 0"
PIN RAIL FLOOR HEIGHT	25' 0"
STAGE FLOOR TO GRID	63' 6"
WEIGHT AVAILABLE ON LOADING BRIDGE	10,000 lbs.

SOFT GOODS (all goods are black unless otherwise noted)

1	GRAND DRAPE - "Guillotine-style"	
3	BORDERS	53' W x 10' H
8	LEGS (FOUR SETS)	13' W x 30' H
2	PANELS (MID-STAGE)	40' W x 30' H
1	BLACK SCRIM	54' W x 28' H
1	CYC / REFLECTOR (WHITE)	56' W x 30' H
1	FULL STAGE DROP (UPSTAGE)	56' W x 30' H

TECHNICAL INFORMATION
The Strand Theatre



Line Set Schedule

Arbor Capacity 1,240lbs

Line Set	From Fire Curtain	Max Height	Strand
Fire Curtain	0'0"		
A	0' 6"		Video Screen
1	1' 0"	58'9"	Main Curtain
2	1' 8"	58'9"	#1 Legs 30'Hx 8'6" W
3	2' 2"	58'9"	
4	3' 2"	54' 10"	#1 Electric (24 Circuits)
5	4' 6"	58'9"	
6	5' 6"	58'9"	
7	6' 5"	58'9"	
8	7'2.5"	58'9"	
9	7' 8"	58'9"	
10	8' 2"	58'9"	
11	8'10"	58'9"	
12	9' 4"	58'9"	#2 Border 10'H x 53'W
13	10' 10"	58'9"	#2 Legs 30'Hx13'W
14	11'4"	54' 10"	#2 Electric (24 Circuits)
15	12'8"	58'9"	
16	13'8"	58'9"	
17	14' 9"	58'9"	
18	15' 9"	55'9"	Mid-Stage Black
19	16' 7"	58'9"	
20	17' 0"	58'9"	#3 Border 10'H x 53'W
21	17' 4.5"	58'9"	#3 Legs 30'Hx13'W
22	18' 10"	54' 10"	#3 Electric (24 Circuits)
23	19' 11"	58'9"	
24	20' 11"	58'9"	
25	21' 6.5"	58'9"	
26	23'4"	55'9"	#4 Border 10'H x 53'W
27	24'6"	58'9"	#4 Legs 30'Hx13'W
28	25' 7"	54' 10"	#4 Electric (24 Circuits)
29	26' 4.5"	58'9"	
30	26' 11.5"	58'9"	
31	27' 11"	58'9"	
32	29' 3.5"	55'9"	
33	30' 5"	58'9"	Black Scrim
34	31' 0"	58'9"	CYC / Reflector
35	31' 6"	58'9"	Full Stage Black

TECHNICAL INFORMATION

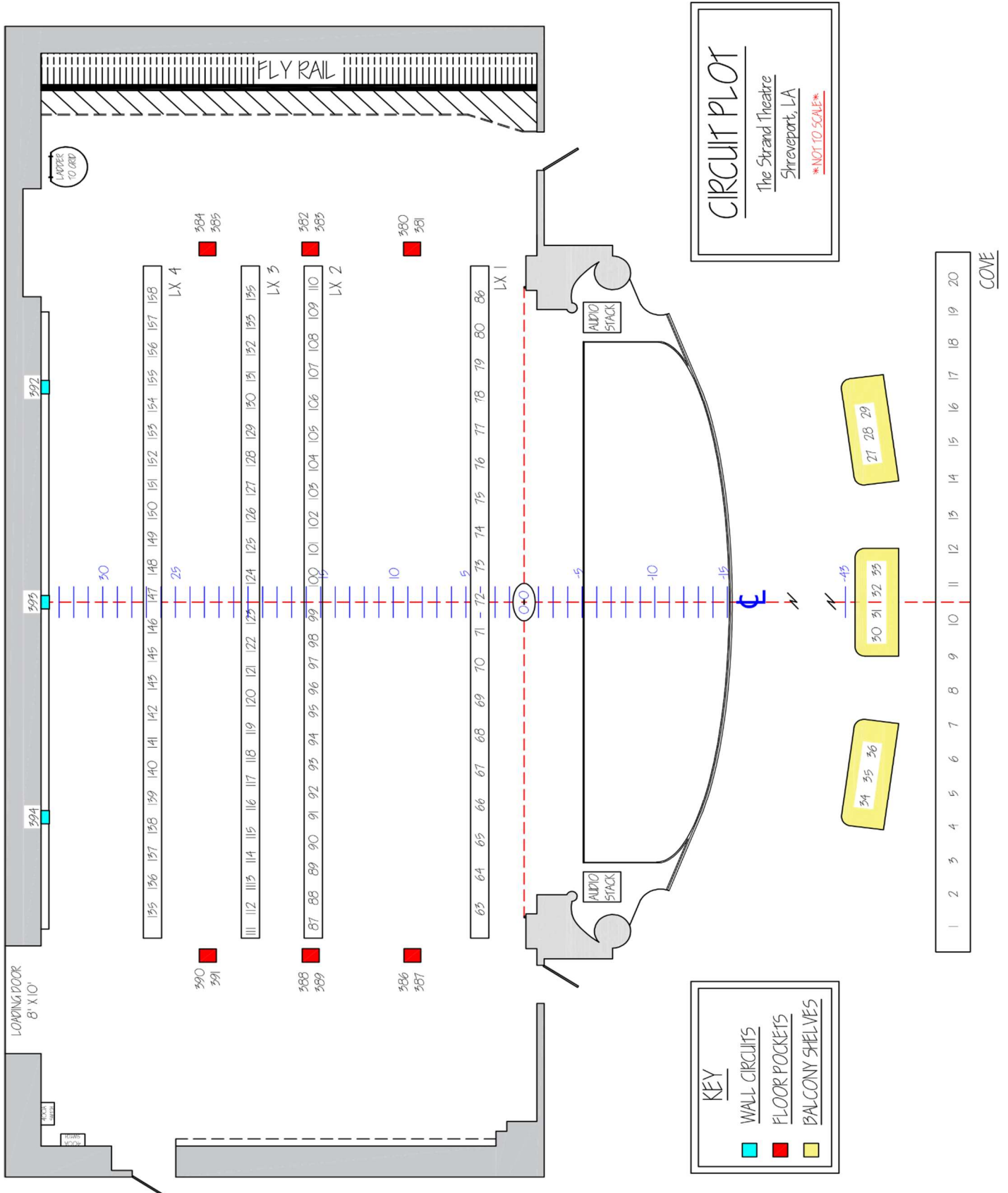
The Strand Theatre



Category	Item #	Dimensions	Item #	Dimensions	Item #	Dimensions
GR	141	14/86	142	14/93	143	14/100
	144	14/107	145	14/114	146	14/121
	147	14/128				
LX4	121	14/1	122	123	124	125
	126	14/74	127	14/80	128	14/84
	129	14/86	130	14/91	131	14/96
	132	14/101	133	14/106		
LX3	96	13/33	97	13/39	98	13/46
	99	13/53	100	13/60	101	13/67
	102	13/73	103	13/80	104	13/87
	105	13/94	106	13/101	107	13/107
	108	13/114	109	13/121	110	13/127
LX2	66	12/33	67	12/39	68	12/46
	69	12/53	70	12/60	71	12/67
	72	12/73	73	12/80	74	12/87
	75	12/94	76	12/101	77	12/107
	78	12/114	79	12/121	80	12/127
LX1	36	11/33	37	11/39	38	11/46
	39	11/53	40	11/60	41	11/67
	42	11/73	43	11/80	44	11/87
	45	11/94	46	11/101	47	11/107
	48	11/114	49	11/121	50	11/127
Shelf	21	2/1	22	2/7	23	2/13
	24	2/19	25	2/25	26	2/31
	27	2/37	28	2/43	29	2/49
Cove	1	1/1	2	1/7	3	1/13
	4	1/19	5	1/25	6	1/31
	7	1/37	8	1/43	9	1/49
	10	1/55	11	1/61	12	1/67
	13	1/73	14	1/79	15	1/85

TECHNICAL INFORMATION

The Strand Theatre



TECHNICAL INFORMATION

The Strand Theatre



AUDIO

POWER: 150 Amp, 3-Ph-Y disconnect - under Stage Right (in basement)
CAM-LOCKS

TOP-OF-HOUSE ELECTRONICS:

Midas M32 40-Channel Digital Mixing Console (32 Mic Inputs / 8 Aux Inputs)
BSS Audio Soundweb London BLU-100 Signal Processor
(Main System Processor w/ BLU-BOB2 Expander)

MAIN CLUSTER:

2 JBL 4518 Subwoofers
4 4508 Midrange Enclosures
6 JBL 2386 HF Horns w/ 2445 Drivers
Yamaha P-Series Power Amplifiers
QSC Power Amplifiers
Processing via BSS Audio Soundweb London BLU-100

STEREO STACKS:

10 HDL30-A / Active Line Array 100-240V
AC-STK-HDL30 / STACK KIT for HDL30A (PAIR)
2 SUB-9007AS / 2x21" Active Subwoofer
RDNET-2-RCF / RCF RDNET CONTROL 2

Full *EASE Focus* report on installed audio system available on request.

MICROPHONES & DIRECT BOXES:

Shure SM58 LC microphone w/ Shure mic clip (2)
Shure SM58S LC microphone w/ On/Off switch & Shure mic clip
Shure SM57 LC microphone w/ Shure mic clip

HEADSET COMMUNICATIONS PACKAGE:

Production Intercom 2-channel Base station
7 Belt packs & Headsets (Assorted)
Touring Production: 4-channel intercom "Dry Lines" from Stage Left & Right to Spotlights
Processed System Feeds to Theatre (via Soundweb London BLU-100)
Dedicated Stage Manager Mic to Dressing Rooms (also at FOH)
Audio feeds from Top-Of-House Console to Lobby, Upper & Lower Balconies, Dressing Rooms, Hearing Impaired, Main Cluster, House Speaker Stacks, & Spots.

FRONT-OF-HOUSE MIX LOCATION FOR PRODUCTION CONSOLES:

15' 0" x 7' 0" open mix booth at rear of Orchestra level (200' audio snake required)
Audio input panel to route up to eight (8) audio feeds to Strand sound system
Stage Manager input to dressing rooms
DVD Audio (stereo) to Top-Of-House electronics

TECHNICAL INFORMATION

The Strand Theatre



MISCELLANEOUS EQUIPMENT

20	Risers w/ skirting	2' 0" W x 8' 0" L	15" H <u>or</u> 30 " H
12	Music Stands Lights		23 Music Stands
52	Chairs, Orchestra		36 Chairs, Folding
1	Conductor Podium		1 Conductor Music Stand
1	Lectern		8 Wooden Stools, Black
4	6' Folding Tables		8 8' Folding Tables
1	Steinway Baby Grand Piano (5')		

LADDERS & LIFTS

1	25' Genie personnel lift
1 EA	6', 8', & 10" step ladders

DRESSING ROOMS / LAUNDRY see Floor Plans on pages 14 and 15

STAGE LEVEL

DRESSING 1	Private Dressing Room with complete bath facilities.
DRESSING 2	Private Dressing Room with complete bath facilities.
DRESSING 3	2-Station Dressing Room w/ lavatory (shared hall bathroom)
DRESSING 4	4-Station Dressing Room w/ lavatory (shared hall bathroom)

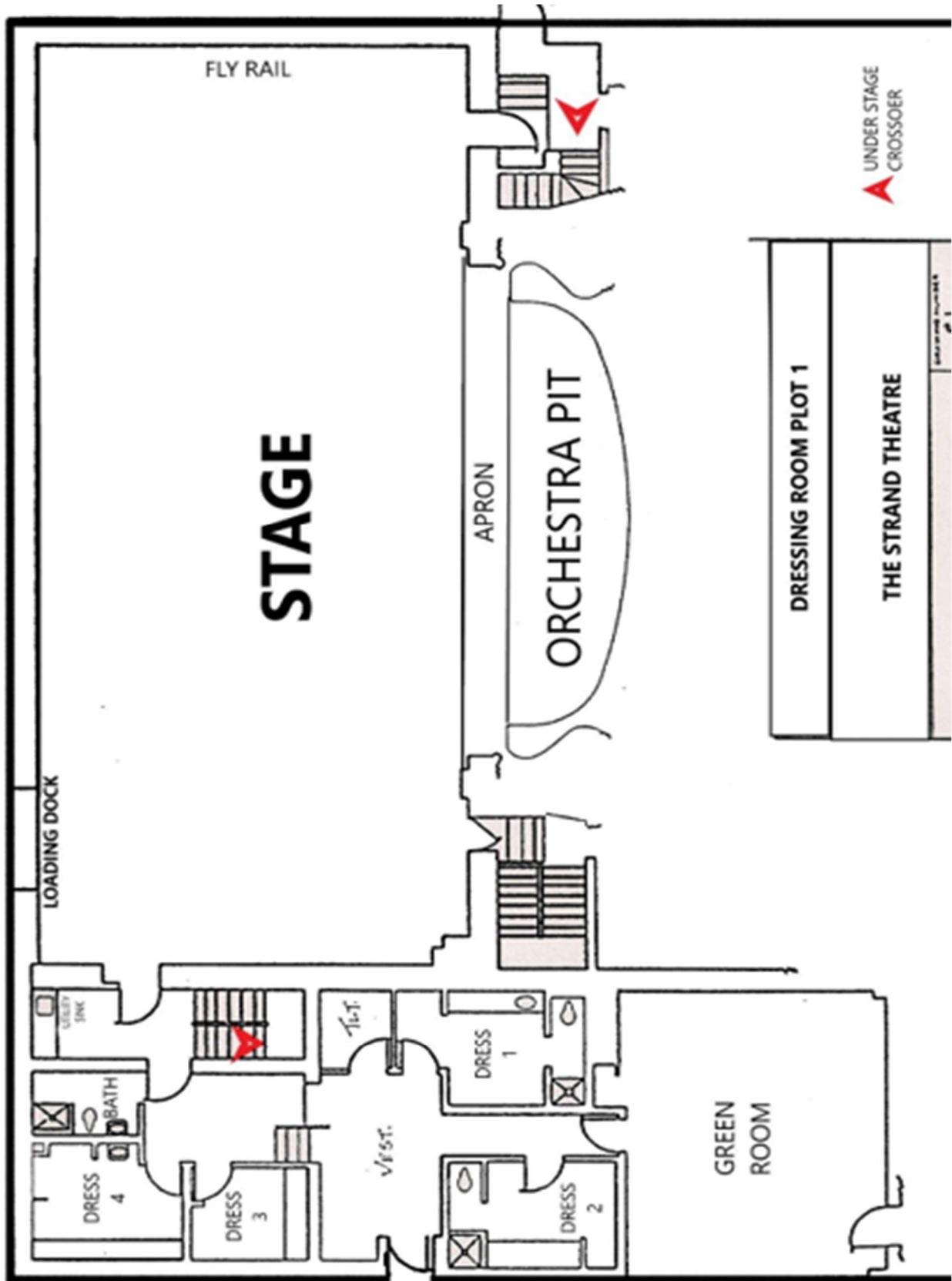
BASEMENT LEVEL

MEN'S CHORUS	14 stations, 3 toilets, 2 lavatories, 3-fixture communal shower.
WOMEN'S CHORUS	12 stations, 2 toilets, 3 lavatories 3-fixture communal shower.
SMALL CHORUS	4 stations, 1 toilet, 1 lavatory, 2-fixture communal shower.
BATHROOMS	2 separate bathrooms, 1 toilet & 1 lavatory each.

LAUNDRY ROOM	3 Washers	2 Dryers
	4 Ironing Boards	5 Irons
	2 Steamers	5 Z-Racks

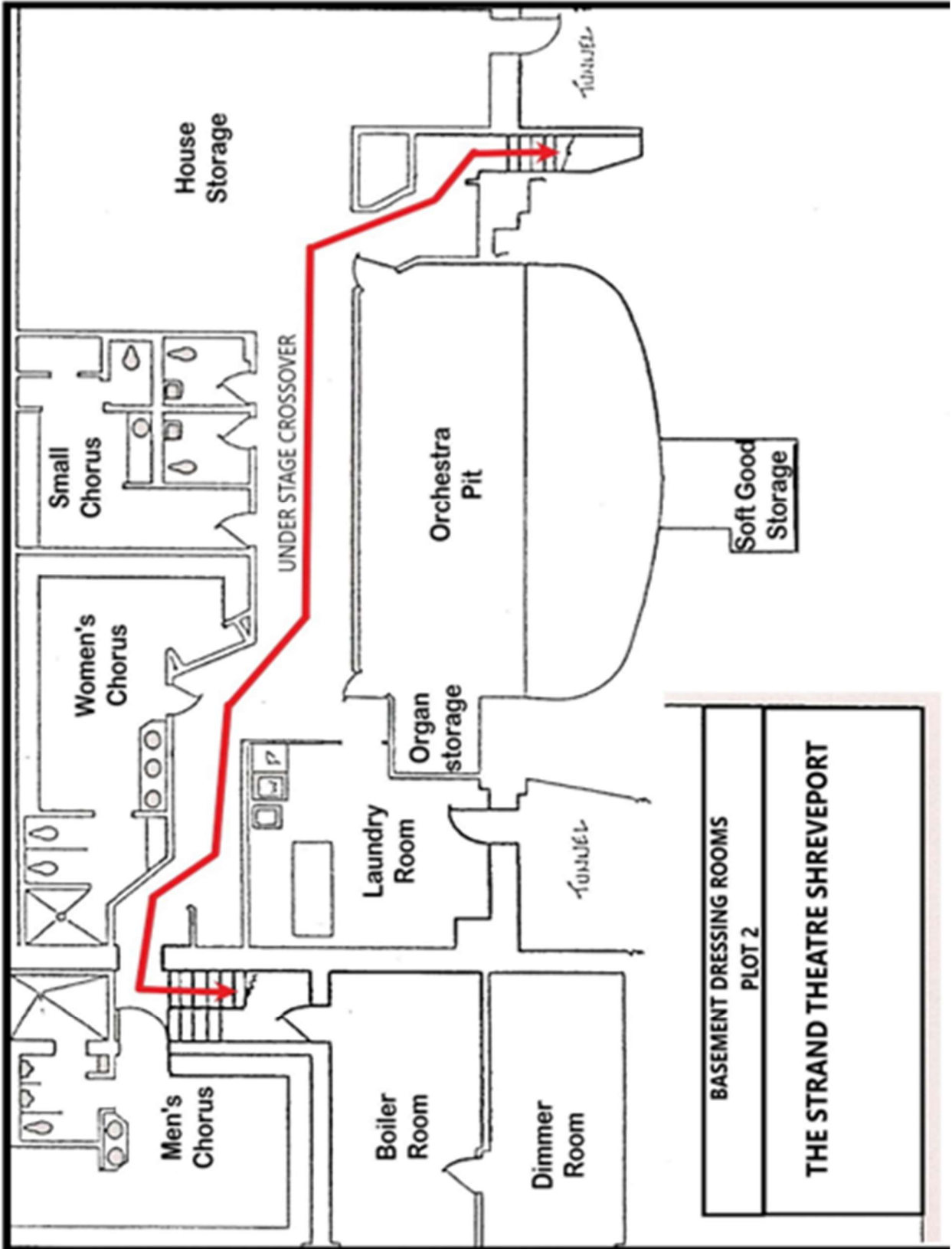
TECHNICAL INFORMATION

The Strand Theatre



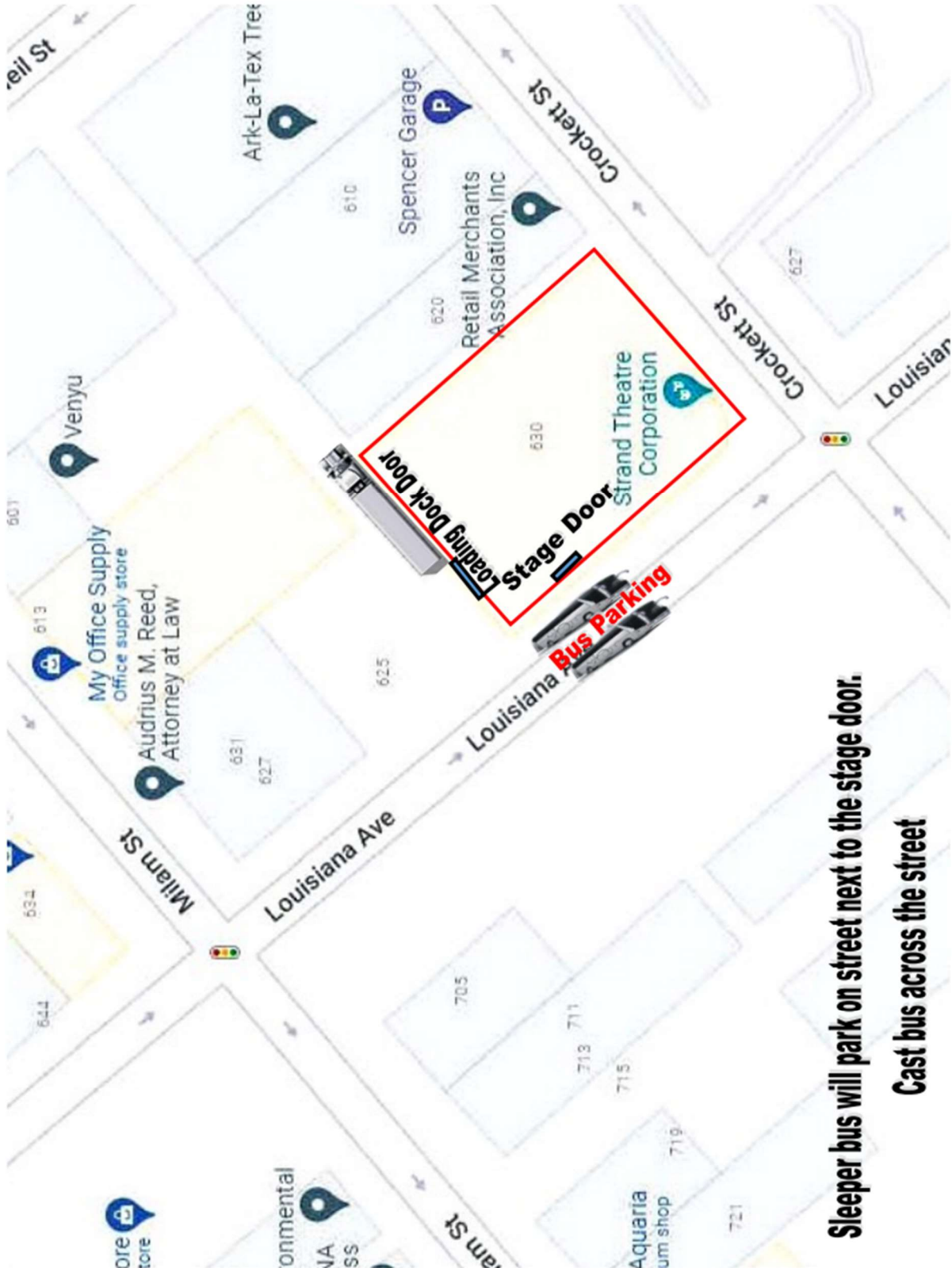
TECHNICAL INFORMATION

The Strand Theatre



TECHNICAL INFORMATION

The Strand Theatre



Sleeper bus will park on street next to the stage door.

Cast bus across the street